



HEALTH QUALITY & SAFETY
COMMISSION NEW ZEALAND

Kupu Taurangi Hauora o Aotearoa

Planning for testing Plan-do-study-act (PDSA) cycles

Jacqueline Ryan
MHA QIP project manager



Co-design approach

The co-design approach includes the following stages:

- project start-up: aim, scope, plan
- engage: consumers, families and whānau, staff and stakeholders
- capture: consumer, family and whānau and staff experiences using a range of methods
- understand: emotions and ‘touch points’ along the journey of care
- improve: work together to identify and prioritise what to improve
- measure: check to see if experience is improving



Improvement journey

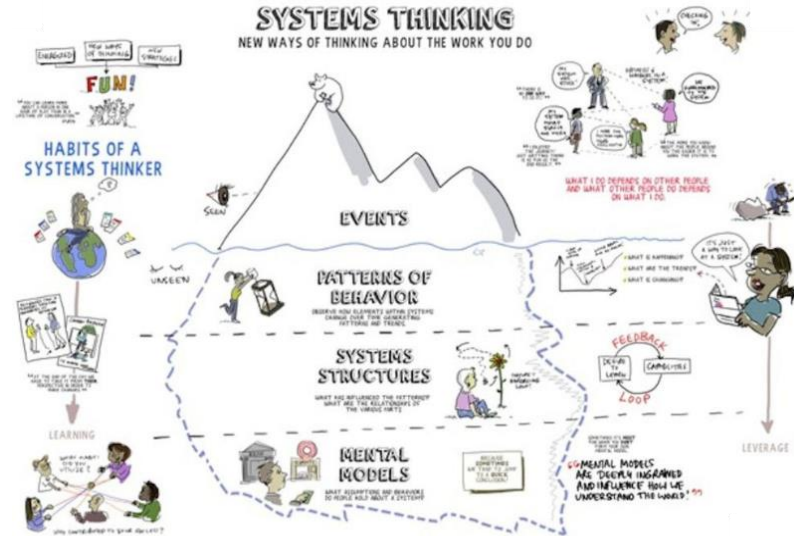




Core concepts of improvement

Theory of knowledge

- Need to be able to articulate what you believe about why things are the way they are (what do you know about your system, how do you know?)
- Describe what changes you think will make the difference toward the outcome you desire

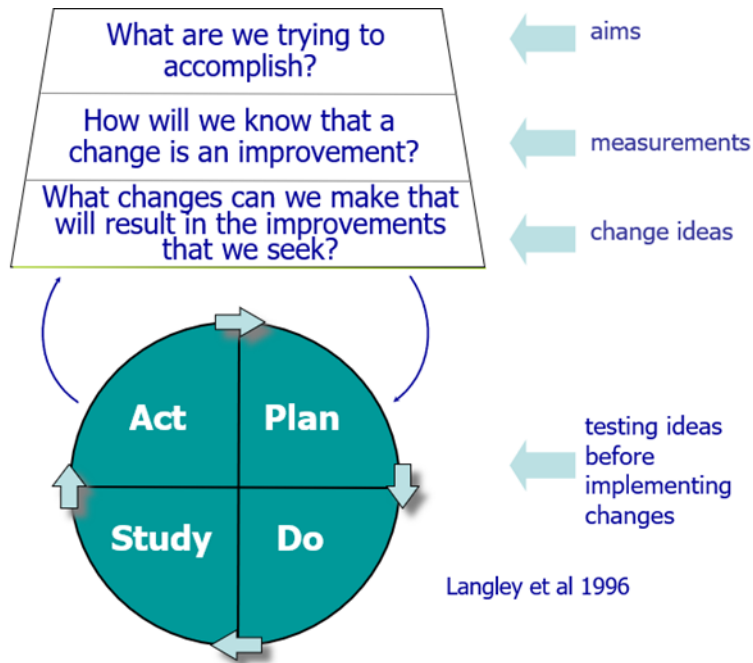




Testing your theory

- Need a method to learn whether your change ideas deliver in practice
- How will you know?

**Who are our people?
What unites us (our shared purpose?)**



Langley et al 1996



Engaging the team

Shared purpose goes way deeper than vision and mission; it goes right into your gut and taps some part of your primal self. If you can bring people with similar primal-purposes together and get them all marching in the same direction, amazing things can be achieved.



**'I have some key
performance indicators
for the next 12 months'**

or

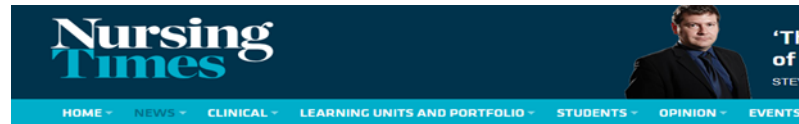


'I have a dream'



all
right?

healthy
Christchurch



HOSPITAL

Campaign to 'end PJ paralysis' saved 710,000 hospital days

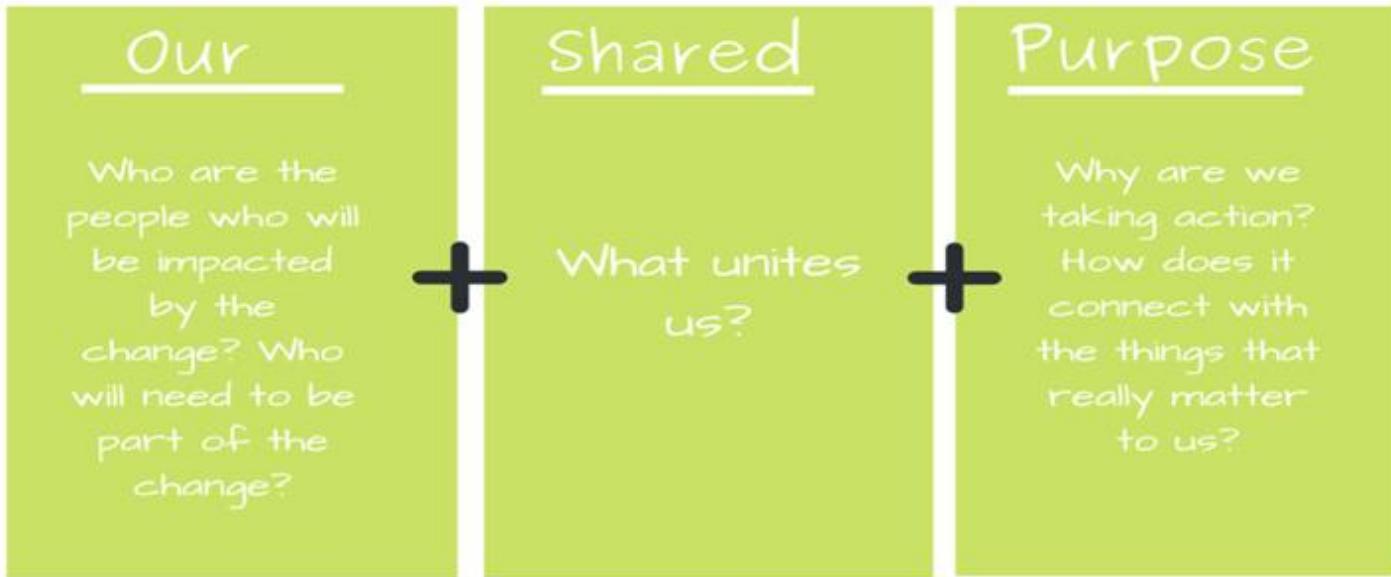
21 AUGUST, 2018 | BY JO STEPHENSON

A national campaign to end “pyjama paralysis” has helped reduce falls and pressure ulcers and cut the length of time people spent in hospital, according to an evaluation.



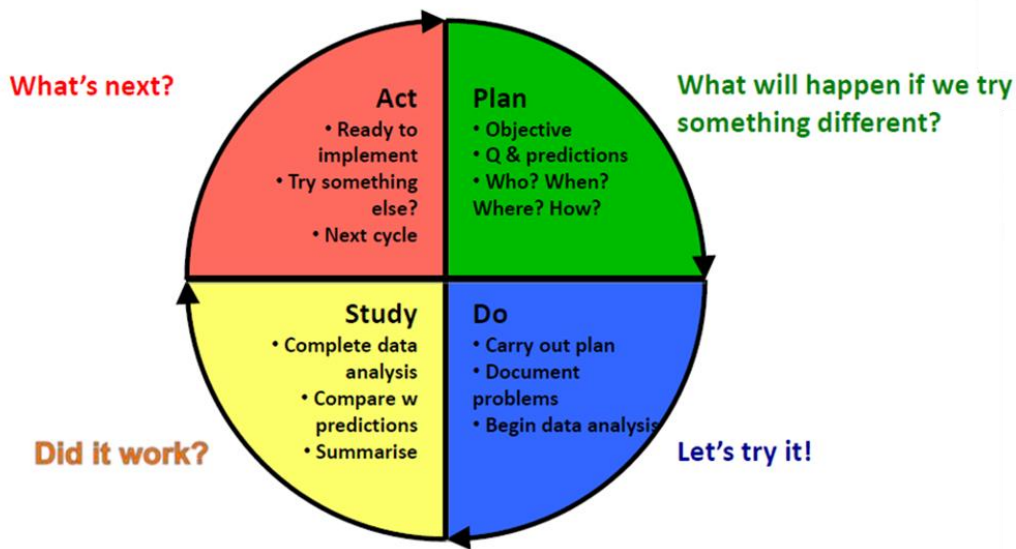


Our shared purpose

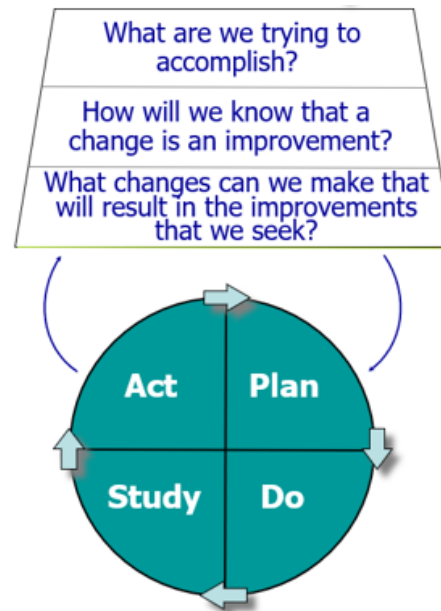




Introducing plan-do-study-act cycle



A cycle for learning and improvement





Why test?

- Forces us to think small
- Increases belief that the change will result in improvement
- Opportunity for learning without impacting performance
- Helps teams adapt good ideas to their specific situation



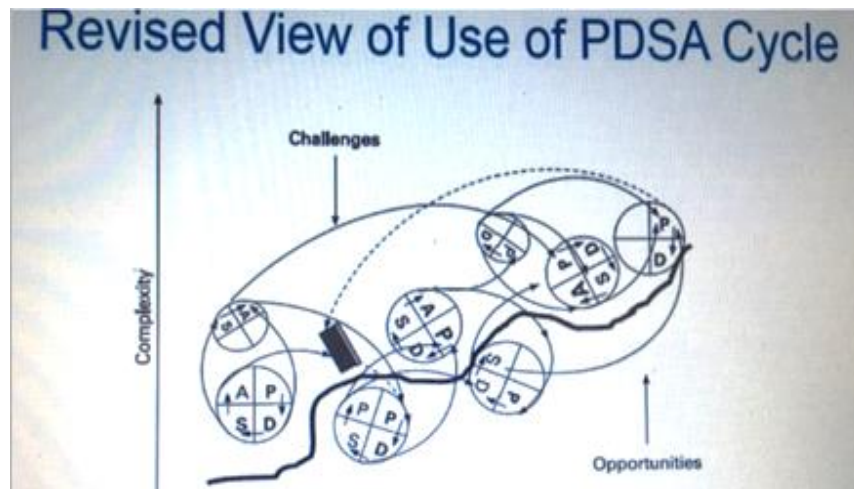
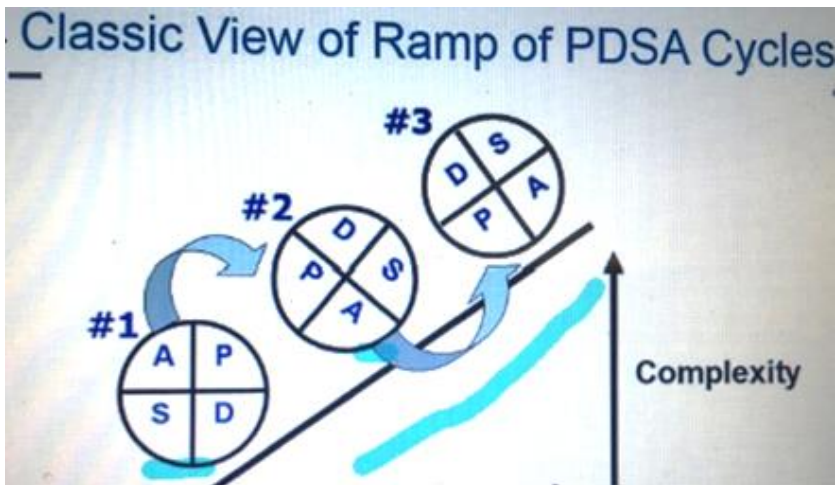


Why predict

- Predicting is the most important part of any PDSA cycle
- When predicting, ask yourself: what do I expect to happen?
- Making a prediction will help in anticipating what might come next and whether the cycle was a success or not
- If the test of change didn't work, it is important to take the time to understand why (study)



PDSA cycles





Three options after test

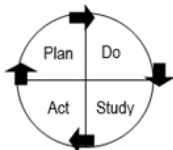
Three options after reviewing results from PDSA test:

- abandon (glad did a small test)
- adopt (as tested; test at larger scale?)
- adapt (and test)





Tools



PDSA WORKSHEET

Team Name:	Date of test:	Test Completion Date:
Overall team/project aim:		
What is the objective of the test?		

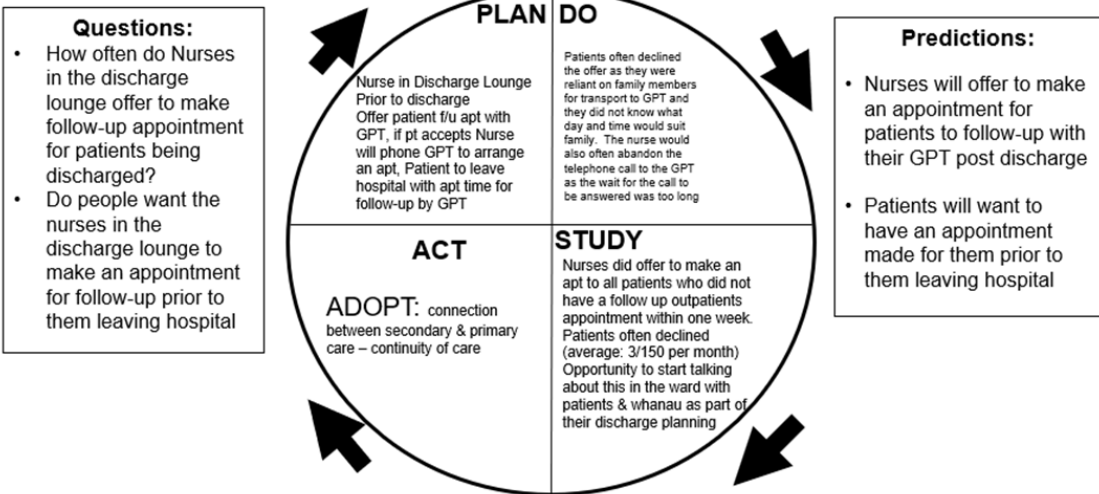
<p>PLAN: Briefly describe the test:</p> <p>How will you know that the change is an improvement?</p> <p>What driver does the change impact?</p> <p>What do you predict will happen?</p> <p>PLAN</p> <table border="1"> <thead> <tr> <th>List the tasks necessary to complete this test (what)</th> <th>Person responsible (who)</th> <th>When</th> <th>Where</th> </tr> </thead> <tbody> <tr><td>1.</td><td></td><td></td><td></td></tr> <tr><td>2.</td><td></td><td></td><td></td></tr> <tr><td>3.</td><td></td><td></td><td></td></tr> <tr><td>4.</td><td></td><td></td><td></td></tr> <tr><td>5.</td><td></td><td></td><td></td></tr> <tr><td>6.</td><td></td><td></td><td></td></tr> </tbody> </table> <p>Plan for collection of data:</p>	List the tasks necessary to complete this test (what)	Person responsible (who)	When	Where	1.				2.				3.				4.				5.				6.				<p>DO: Test the changes.</p> <p>Was the cycle carried out as planned? <input type="checkbox"/> Yes <input type="checkbox"/> No</p> <p>Record data and observations.</p> <p>What did you observe that was not part of our plan?</p> <p>STUDY: Did the results match your predictions? <input type="checkbox"/> Yes <input type="checkbox"/> No</p> <p>Compare the result of your test to your previous performance:</p> <p>What did you learn?</p> <p>ACT: Decide to Adopt, Adapt, or Abandon.</p> <p><input type="checkbox"/> <u>Adapt:</u> Improve the change and continue testing plan. Plans/changes for next test:</p> <p><input type="checkbox"/> <u>Adopt:</u> Select changes to implement on a larger scale and develop an implementation plan and plan for sustainability</p> <p><input type="checkbox"/> <u>Abandon:</u> Discard this change idea and try a different one</p>
List the tasks necessary to complete this test (what)	Person responsible (who)	When	Where																										
1.																													
2.																													
3.																													
4.																													
5.																													
6.																													



PDSA# 1 PDSA Title: Discharge Lounge PDSA Date: Aug-Nov 2018 Owner:

Objective of this PDSA: To have patients leave hospital with a follow-up appointment time with their General Practice Team (GPT)

Change Idea: Nurses in the Discharge Lounge will offer to make an appointment with the patients GPT prior to them leaving the hospital



Measurement: Discharge lounge will collect numbers for patients offered a follow-up appointment & how many accepted the offer (Average of 150 patients per month were offered to have an apt made for them with their GPT, only 3 accepted and made) NB: all patients, not just Central Medical



PDSA in action: M&Ms challenge

- Open M&Ms, 14 per person and a card
- One for each number on the card
- Occupy every number on card with a M&M, one will be blank.
- Jump over the blank number
- Only jump one number at a time, any direction, up or down
- Stop when you can't move any more
- One round
- Bit like drafts



PDSA in action: M&Ms challenge

- Aim: to be left with one M&M at the end, or as few as possible
- Measure: number of M&Ms left
- Operational definition:
 - don't eat the M&Ms
 - one blank number to start
 - jump over one at a time and remove it
 - round lasts two minutes

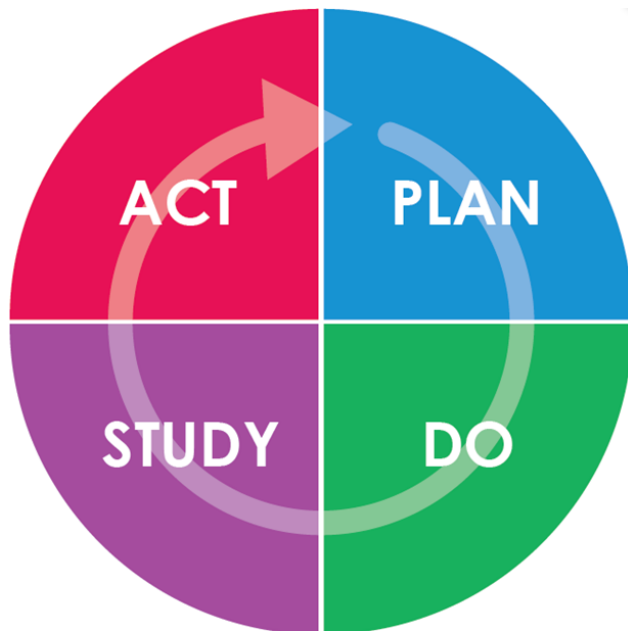


PDSA one






PDSA two





The value of failed tests

‘I did not fail 1,000 times; I found 1,000 ways how to not make a light bulb.’ – Thomas Edison





What's next?

- Identify a change idea from your co-design process and start to develop a testing plan
- Plan should include:
 - the outcome you are after
 - the change idea
 - what is your prediction
 - when you will do this (next week)
 - complete the PDSA sheet
 - provide feedback on what you will do

Repeated use of the PDSA cycle

