



Physician to Physician: Engaging Your Colleagues in Surgical Safety

Today's Topics

- Engaging your colleagues with a one-on-one conversation
- A presentation for physicians

The One-on-One Conversation

Methods of Engagement

- Posters
- Bulletin Boards
- Large Meetings
- Departmental Meetings
- Emails
- Hospital Newsletters
- **One-on-One Conversations**

Nothing Replaces this Conversation

- Staff meetings ***don't count.***
- Emails ***don't count.***
- Posters ***don't count.***
- Bulletin boards ***don't count.***

Framing Your Conversation With A Colleague

- Schedule a time to meet with them.
- Make sure that you have a copy of your hospital's checklist.
- Highlight the items on the checklist that you would like the physician to lead.
- Introduce the checklist as a teamwork and communication tool.

A Presentation for Physicians

Physicians

“Competitiveness, self-confidence, expectation for success, ability to regulate stress, practice a lot, stay focused, block out distracting stimuli, rehearse their task mentally beforehand, follow their own plans, are not flustered by unexpected events, learn from mistakes and never give up”
– [Shermer, 2005]

What Is Missing?

- Teamwork
- Leadership

We Think Things Are Pretty Good . . .

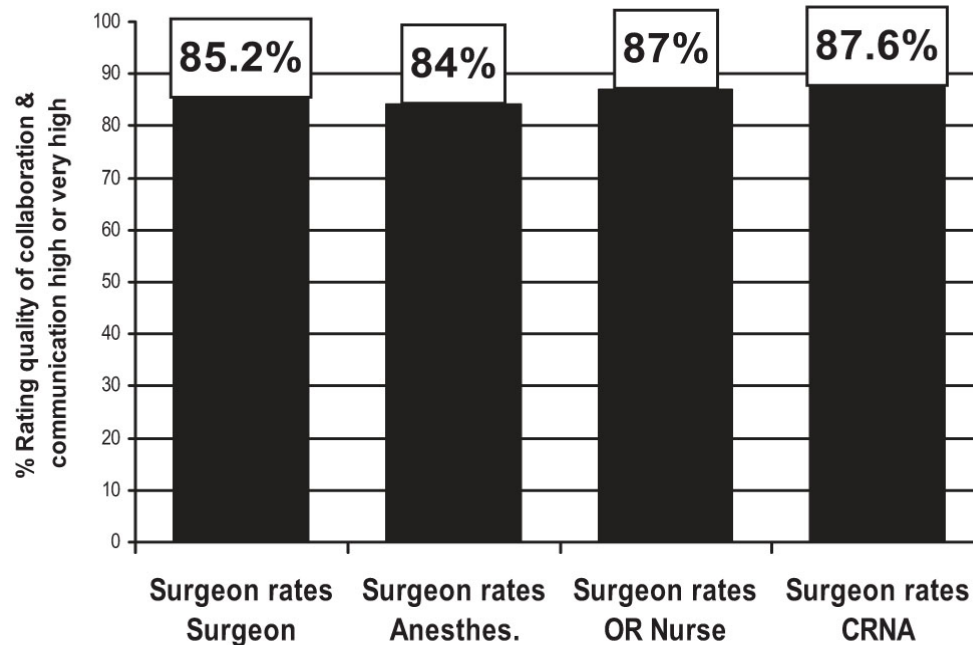
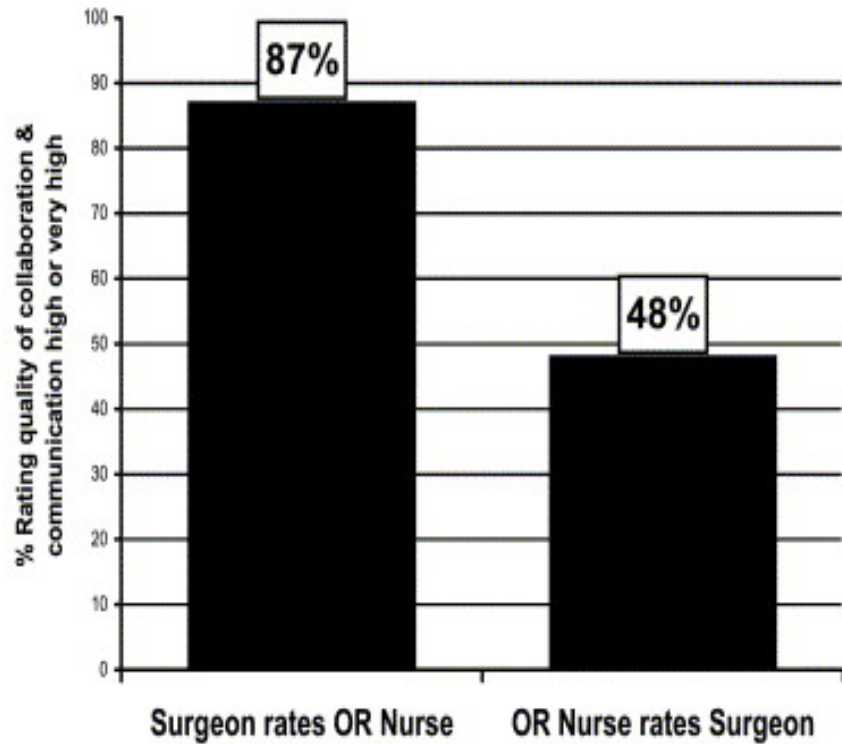
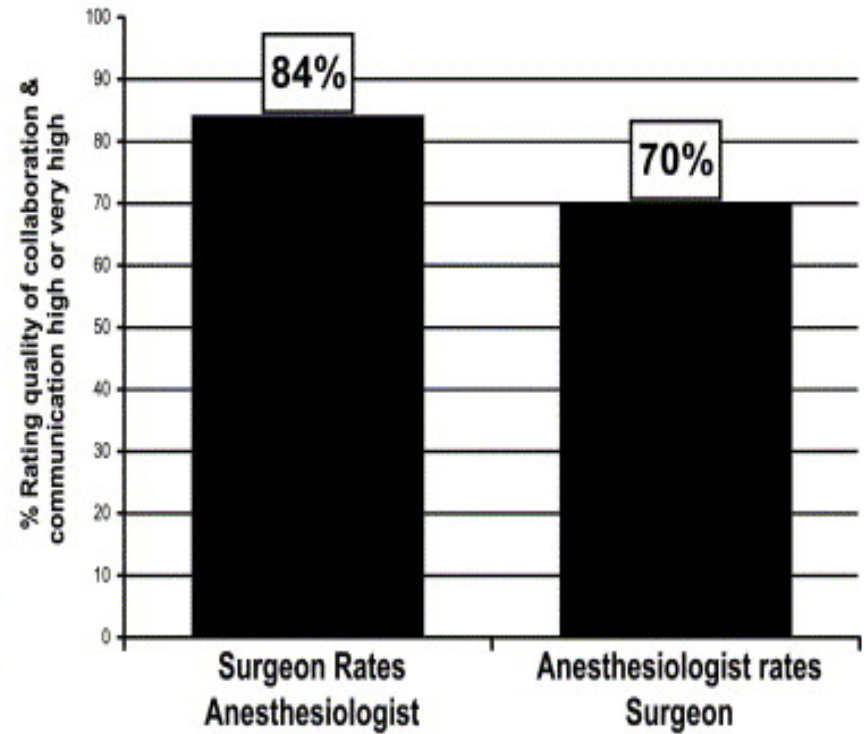


Figure 2. The surgeon's view of operating room (OR) teamwork by OR caregiver role. Anesthes., anesthesiologist; CRNA, certified registered nurse anesthetists.

Not Everyone Agrees



A



B

The NEW ENGLAND JOURNAL of MEDICINE

SPECIAL ARTICLE

A Surgical Safety Checklist to Reduce Morbidity and Mortality in a Global Population

Alex B. Haynes, M.D., M.P.H., Thomas G. Weiser, M.D., M.P.H.,
William R. Berry, M.D., M.P.H., Stuart R. Lipsitz, Sc.D.,
Abdel-Hadi S. Breizat, M.D., Ph.D., E. Patchen Dellinger, M.D.,
Teodoro Herbosa, M.D., Sudhir Joseph, M.S., Pascience L. Kibatala, M.D.,
Marie Carmela M. Lapitan, M.D., Alan F. Merry, M.B., Ch.B., F.A.N.Z.C.A., F.R.C.A.,
Krishna Moorthy, M.D., F.R.C.S., Richard K. Reznick, M.D., M.Ed., Bryce Taylor, M.D.,
and Atul A. Gawande, M.D., M.P.H., for the Safe Surgery Saves Lives Study Group*

Haynes et al. A Surgical Safety Checklist to Reduce Morbidity and Mortality in a Global Population. New England Journal of Medicine. 2009 Jan 29; 360(5):491-9.

Evidence “Driven” Behavior

Believing

**The “Scrub Sink Trance”
&
The Joint Commission
Timeout**

**The Joint
Commission
Time Out Is A
Gift**

Before Skin Incision

Entire Surgical Team:

- Is everyone ready to perform the time out?
- Please state your name and role

- Patient's name
- Surgical procedure to be performed
- Surgical site
- Essential imaging available

- Has antibiotic prophylaxis been given within the last 60 minutes?
 - Plan for redosing discussed

Briefing

Surgeon Shares:

- Operative Plan
- Possible difficulties
- Expected duration
- Anticipated blood loss
- Implants or special equipment needed

Anesthesia Provider Shares:

- Anesthetic plan
- Airway concerns
- Other concerns

Circulating Nurse and Scrub Tech Share:

- Sterility, including indicator results
- Equipment issues
- Other concerns

Surgeon says:

“Does anybody have any concerns? If you see something that concerns you during this case, please speak up.”

What You Might Hear From Your Colleague

- “I am stressed.”
- “I need to stay focused.”
- “It’s time to do the CHECKLIST”
- “I don’t want to do it – I never did this before – it makes me feel weird.”
- “I am already safe - I don’t need to do it.”
- “My team knows what I want without me asking.”
- “Maybe the surgeon in the next room needs it.”

I Need Your Help

**Physician Acceptance
is the Critical Factor in
Successful and
Meaningful Use of the
Checklist**

How We Act Matters

- The team is looking to you for leadership.
- You are setting the tone for the rest of the operation.
- Others will follow your patterns of communication.
- This is an opportunity to make your plan clear, answer questions, demonstrate openness and professionalism.

What Can You Do?

- Activate people by using their names.
- Set the Tone – Make everyone feel “safe”.
- Tell the team what you are going to do before you start.
- Encourage team members to speak up.
- Stop to Debrief at the end of the case.
- Remember to thank your team.

Physicians ARE Leaders

- It is our responsibility to work to improve the safety and outcomes of our patients.
- We have the power to make change.
- We are part of a surgical team and in the position of leading that team – that is a privilege and a responsibility.

This isn't just about us and what we need . Everyone is in the room for the patient and all of the people around us need our help, encouragement and leadership. Surgery is a team effort and the most effective and safe physicians recognize that.

Resources

Website:

www.safesurgery2015.org

Email:

wberry@hsph.harvard.edu